Term 4 Week 2

Year 2 GPS

L.I: I can use capital letters, full stops, question marks and exclamation marks to show where a sentence starts and ends.

Introduction

Which sentences are exclamations?

1. What a great day we had!
2. What should we do today?
3. How pretty the garden is!
4. We spent half the money.
5. Who wants to have a bath?

How do you know?
What do you know about the other sentences?

Introduction

Which sentences are exclamations?

1. What a great day we had!
2. What should we do today?
3. How pretty the garden is!
4. We spent half the money.
5. Who wants to have a bath?

How do you know?
What do you know about the other sentences?

1 and 3 are exclamations because they show joy and end with an exclamation mark.
2 and 5 are questions because they need an answer and end with a question mark.
4 is a statement because it gives information and ends with a full stop.

Varied Fluency 1

Underline the statements below.

Any child could be star of the week.

How can you prove it?

Everybody has to go to school.

Varied Fluency 1

Underline the statements below.

Any child could be star of the week.

How can you prove it?

Everybody has to go to school.

Varied Fluency 2

Tick the statement below.

Jem came last in the race.	☐
What a cold day it is!	☐
What is the most you can score?	☐

Varied Fluency 2

Tick the statement below.

Jem came last in the race.	✓
What a cold day it is!	
What is the most you can score?	

Task 1

- Children to recognise the statements and use the correct punctuation.

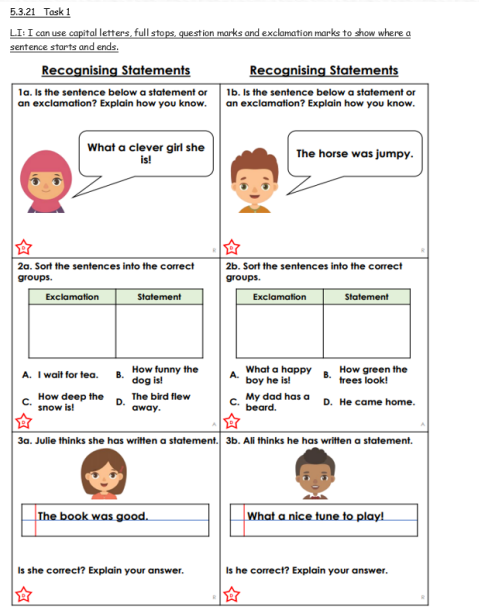

5.3.21 Task 1

L.I: I can use capital letters, full stops, question marks and exclamation marks to show where a sentence starts and ends.

Recognising Statements

1a. Is the sentence below a statement or an exclamation? Explain how you know.

What a clever girl she is!

2a. Sort the sentences into the correct groups.

Exclamation	Statement

A. I wait for tea. B. How funny the dog is!
C. How deep the snow is! D. The bird flew away.

3a. Julie thinks she has written a statement.

The book was good.

Is she correct? Explain your answer.

Recognising Statements

1b. Is the sentence below a statement or an exclamation? Explain how you know.

The horse was jumpy.

2b. Sort the sentences into the correct groups.

Exclamation	Statement

A. What a happy boy he is! B. How green the trees look!
C. My dad has a beard. D. He came home.

3b. Ali thinks he has written a statement.

What a nice tune to play!

Is he correct? Explain your answer.

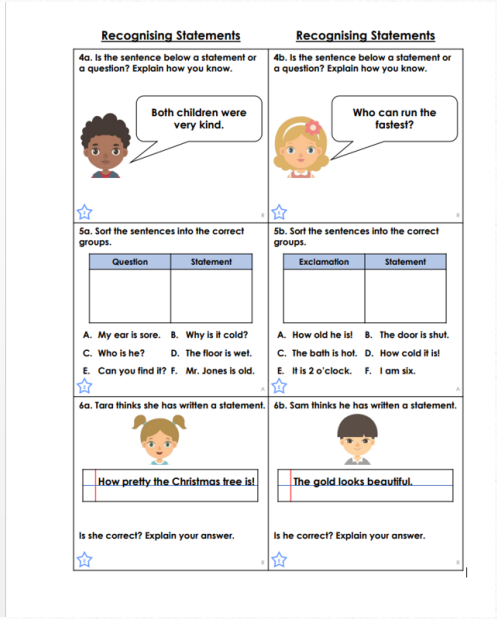

Recognising Statements

4a. Is the sentence below a statement or a question? Explain how you know.

Both children were very kind.

5a. Sort the sentences into the correct groups.

Question	Statement

A. My ear is sore. B. Why is it cold?
C. Who is he? D. The floor is wet.
E. Can you find it? F. Mr. Jones is old.

6a. Tara thinks she has written a statement.

How pretty the Christmas tree is!

Is she correct? Explain your answer.

Recognising Statements

4b. Is the sentence below a statement or a question? Explain how you know.

Who can run the fastest?

5b. Sort the sentences into the correct groups.

Exclamation	Statement

A. How old he is! B. The door is shut.
C. The bath is hot. D. How cold it is!
E. It is 2 o'clock. F. I am six.

6b. Sam thinks he has written a statement.

The gold looks beautiful.

Is he correct? Explain your answer.

L.I: I can use apostrophes to show possession.

Who Does It Belong To?

Possession

When we own or have something it is called possession.

The blue bike belongs to Isa.



The red car belongs to Jodie.

The football belongs to Samera.

Who Does It Belong To?



Work with your partner to work out which item belongs to each child and write a sentence on your whiteboard to explain. The first one has been done for you.

Jacob

The blue bike belongs to Jacob.

Apostrophes to Show Possession

Sometimes using the words **belongs to** doesn't sound right.

For example if we were introducing someone we wouldn't say:

These are the parents that belong to Maddison.

What do you think we would say?

We would probably say:

These are Maddison's parents.

Apostrophes to Show Possession

These are Maddison's parents.

What do you notice about this sentence?
Look at the name Maddison.

This sentence contains an apostrophe.

The apostrophe in this sentence tells us that the parents belong to Maddison.

We need the apostrophe to make it clear to our reader who it belongs to.

Apostrophes to Show Possession

When we say something belongs to someone, we add an '**s**' to the end of the word. However we also do this when the word becomes plural.

So we add an apostrophe before the '**s**' to show our reader we mean '**belongs to**'.

one cat

The cat's bed

two cats

The dog's bed

Apostrophes to Show Possession



On your whiteboards, rewrite the sentences below so that they contain an apostrophe. The first one has been done for you.

Remember when we are showing that something belongs to one person, we add the apostrophe before the '**s**'.

Everybody liked the green and yellow bag that belongs to Umar.

Everybody liked Umar's green and yellow bag.

The cute kitten belongs to Romy.

The toy castle belongs to Zuhara.

Task 2

- To rewrite each sentence so it includes an apostrophe to show possession.

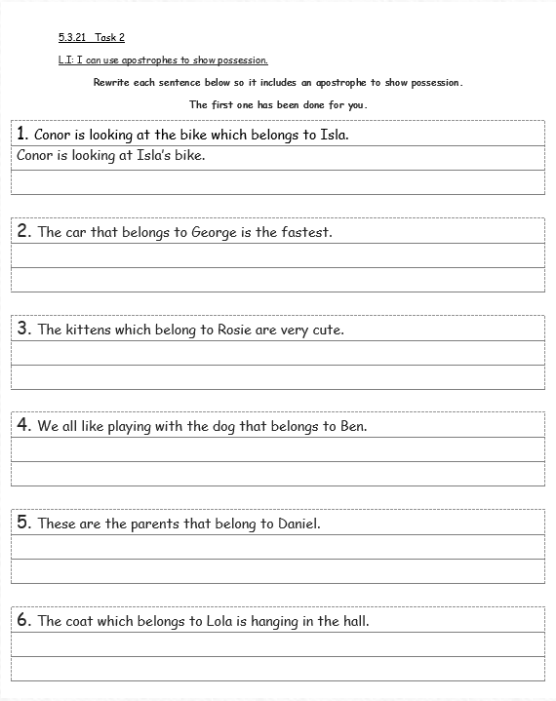

5.3.21 Task 2

L.I: I can use apostrophes to show possession.

Rewrite each sentence below so it includes an apostrophe to show possession.

The first one has been done for you.

1. Conor is looking at the bike which belongs to Isla.
Conor is looking at Isla's bike.

2. The car that belongs to George is the fastest.

3. The kittens which belong to Rosie are very cute.

4. We all like playing with the dog that belongs to Ben.

5. These are the parents that belong to Daniel.

6. The coat which belongs to Lola is hanging in the hall.