MONDAY – Measurement: Time Maths 06.07.20

Learning Intention: To tell the time.

Steps to Success:

- I read the time for o'clock and half past.
- I can show the time for o'clock and half past.

Say what you see…



Discussion: (about 5-10 minutes)

The purpose of this discussion is to remind children about time in a general way, consolidating what they should already know from year 1: the days of the week and months of the year, o'clock and half past, the order of times throughout the day, approximate/reasonable times of events throughout the day etc.

Useful language: (also see the word banks)				
○ time ○ days of the week ○ months of the year ○ seasons ○ clock	○ night ○ morning ○ afternoon ○ evening ○ day ○ week ○ month ○ year	○ second ○ minute ○ hour ○ clock ○ second hand ○ minute hand ○ hour hand	○ o'clock ○ half past ○ quarter past ○ quarter to ○ 5, 10, 15 … minutes past / to	○ how long until… ○ how long will it take to… ○ how often… ○ always ○ sometimes ○ never

Activity – verbal reasoning.

1. Match the events to the approximate times they happen.
Can you show the times on a clock?

9 o'clock	Lunchtime
Half past 10	Go to school
12 o'clock	Home time
Half past 3	Playtime

2. What time is it?

It is _____ past _____

3.

Complete the tables.

5 o'clock	

Half past 4	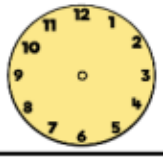
1 o'clock	

Activity – Reasoning and problem solving.

4.

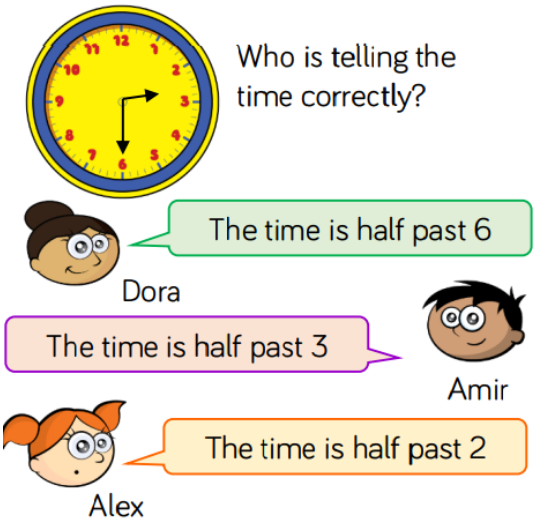

Can you spot the mistakes they've made?

5.

It is half past 11 so the hour hand should be on the 11

Is Alex correct?
Explain your reasoning.

6.

Oh no! The minute hand has fallen off the classroom clock!
Lunchtime is at 12:00.

Have the children missed their lunchtime?

Explain your reasoning.